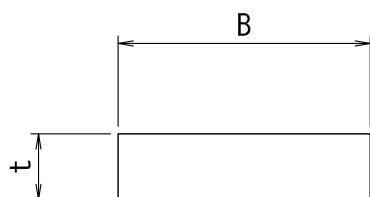
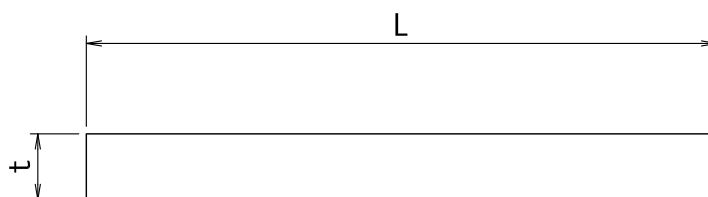


断面図



側面図



支間方向
標準支間長:L-100mm

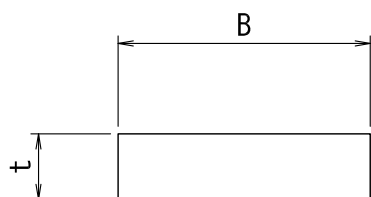
平面図



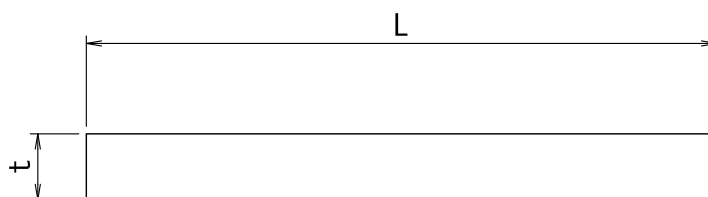
| タイプ 規格 | T-25 | | | | T-20 | | | | T-14 | | | |
|-----------|------|------|-----|------------------|------|------|-----|------------------|------|------|-----|------------------|
| | 寸法 | | | 参考 質量 (kg) | 寸法 | | | 参考 質量 (kg) | 寸法 | | | 参考 質量 (kg) |
| L | B | t | L | | B | t | L | | B | t | | |
| 600 | 600 | 1000 | 200 | 288 | 600 | 1000 | 180 | 259 | 600 | 1000 | 140 | 202 |
| 700 | 700 | 1000 | 200 | 336 | 700 | 1000 | 180 | 302 | 700 | 1000 | 140 | 235 |
| 800 | 800 | 1000 | 200 | 384 | 800 | 1000 | 180 | 346 | 800 | 1000 | 140 | 307 |
| 900 | 900 | 1000 | 200 | 432 | 900 | 1000 | 200 | 432 | 900 | 1000 | 160 | 346 |
| 1000 | 1000 | 1000 | 200 | 480 | 1000 | 1000 | 200 | 480 | 1000 | 1000 | 160 | 384 |
| 1100 | 1100 | 1000 | 200 | 528 | 1100 | 1000 | 200 | 528 | 1100 | 1000 | 160 | 422 |
| 1200 | 1200 | 1000 | 200 | 576 | 1200 | 1000 | 200 | 576 | 1200 | 1000 | 160 | 461 |
| 1300 | 1300 | 1000 | 200 | 624 | 1300 | 1000 | 200 | 624 | 1300 | 1000 | 160 | 499 |
| 1400 | 1400 | 1000 | 200 | 672 | 1400 | 1000 | 200 | 672 | 1400 | 1000 | 180 | 605 |
| 1500 | 1500 | 1000 | 200 | 720 | 1500 | 1000 | 200 | 720 | 1500 | 1000 | 180 | 648 |
| 1600 | 1600 | 1000 | 200 | 768 | 1600 | 1000 | 200 | 768 | 1600 | 1000 | 180 | 691 |
| 1700 | 1700 | 1000 | 220 | 898 | 1700 | 1000 | 200 | 816 | 1700 | 1000 | 180 | 734 |
| 1800 | 1800 | 1000 | 220 | 950 | 1800 | 1000 | 220 | 950 | 1800 | 1000 | 180 | 778 |
| 1900 | 1900 | 1000 | 220 | 1003 | 1900 | 1000 | 220 | 1003 | 1900 | 1000 | 180 | 821 |
| 2000 | 2000 | 1000 | 220 | 1056 | 2000 | 1000 | 220 | 1056 | 2000 | 1000 | 200 | 960 |
| 2100 | 2100 | 1000 | 240 | 1210 | 2100 | 1000 | 220 | 1109 | 2100 | 1000 | 200 | 1008 |
| 2200 | 2200 | 1000 | 240 | 1267 | 2200 | 1000 | 220 | 1162 | 2200 | 1000 | 200 | 1056 |
| 2300 | 2300 | 1000 | 240 | 1325 | 2300 | 1000 | 220 | 1214 | 2300 | 1000 | 200 | 1104 |
| 2400 | 2400 | 1000 | 260 | 1498 | 2400 | 1000 | 220 | 1267 | 2400 | 1000 | 200 | 1152 |
| 2500 | 2500 | 1000 | 260 | 1560 | 2500 | 1000 | 220 | 1320 | 2500 | 1000 | 200 | 1200 |
| 2600 | 2600 | 1000 | 260 | 1622 | 2600 | 1000 | 240 | 1498 | 2600 | 1000 | 200 | 1248 |
| 2700 | 2700 | 1000 | 280 | 1814 | 2700 | 1000 | 240 | 1555 | 2700 | 1000 | 200 | 1296 |
| 2800 | 2800 | 1000 | 280 | 1882 | 2800 | 1000 | 240 | 1613 | 2800 | 1000 | 200 | 1344 |
| 2900 | 2900 | 1000 | 280 | 1949 | 2900 | 1000 | 240 | 1670 | 2900 | 1000 | 200 | 1392 |
| 3000 | 3000 | 1000 | 280 | 2016 | 3000 | 1000 | 240 | 1728 | 3000 | 1000 | 200 | 1440 |

※製品の仕様・規格は予告なく変更することがあります。

断面図



側面図



支間方向

標準支間長
L-100mm

平面図



| タイプ | T-10 | | | | T-6 | | | |
|------|------|------|-----|------------------|------|------|-----|------------------|
| | 寸法 | | | 参考 質量 (kg) | 寸法 | | | 参考 質量 (kg) |
| | L | B | t | | L | B | t | |
| 600 | 600 | 1000 | 120 | 173 | 600 | 1000 | 100 | 144 |
| 700 | 700 | 1000 | 120 | 202 | 700 | 1000 | 100 | 168 |
| 800 | 800 | 1000 | 120 | 230 | 800 | 1000 | 100 | 192 |
| 900 | 900 | 1000 | 140 | 302 | 900 | 1000 | 120 | 259 |
| 1000 | 1000 | 1000 | 140 | 336 | 1000 | 1000 | 120 | 288 |
| 1100 | 1100 | 1000 | 140 | 370 | 1100 | 1000 | 120 | 317 |
| 1200 | 1200 | 1000 | 140 | 403 | 1200 | 1000 | 140 | 403 |
| 1300 | 1300 | 1000 | 140 | 437 | 1300 | 1000 | 140 | 437 |
| 1400 | 1400 | 1000 | 140 | 470 | 1400 | 1000 | 140 | 470 |
| 1500 | 1500 | 1000 | 160 | 576 | 1500 | 1000 | 140 | 504 |
| 1600 | 1600 | 1000 | 160 | 614 | 1600 | 1000 | 140 | 538 |
| 1700 | 1700 | 1000 | 160 | 653 | 1700 | 1000 | 140 | 571 |
| 1800 | 1800 | 1000 | 160 | 691 | 1800 | 1000 | 160 | 691 |
| 1900 | 1900 | 1000 | 160 | 730 | 1900 | 1000 | 160 | 730 |
| 2000 | 2000 | 1000 | 160 | 768 | 2000 | 1000 | 160 | 768 |
| 2100 | 2100 | 1000 | 160 | 806 | 2100 | 1000 | 160 | 806 |
| 2200 | 2200 | 1000 | 160 | 845 | 2200 | 1000 | 160 | 845 |
| 2300 | 2300 | 1000 | 180 | 994 | 2300 | 1000 | 180 | 994 |
| 2400 | 2400 | 1000 | 180 | 1037 | 2400 | 1000 | 180 | 1037 |
| 2500 | 2500 | 1000 | 180 | 1080 | 2500 | 1000 | 180 | 1080 |
| 2600 | 2600 | 1000 | 180 | 1123 | 2600 | 1000 | 180 | 1123 |
| 2700 | 2700 | 1000 | 180 | 1166 | 2700 | 1000 | 180 | 1166 |
| 2800 | 2800 | 1000 | 180 | 1210 | 2800 | 1000 | 180 | 1210 |
| 2900 | 2900 | 1000 | 200 | 1392 | 2900 | 1000 | 180 | 1253 |
| 3000 | 3000 | 1000 | 200 | 1440 | 3000 | 1000 | 180 | 1296 |

※製品の仕様・規格は予告なく変更することがあります。